



LET IN THE LIGHT

XTREME™ 5
W I N D O W S

WITH TOP PERFORMING DUAL GLASS AND
STATE OF THE ART ENERGY-SAVING TECHNOLOGIES



www.homefixcustomremodeling.com

XTREME™ 5 WINDOWS



STATE OF THE ART IN PERFORMANCE TECHNOLOGIES

The Xtreme Series Window System

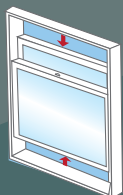
When it comes to selecting windows for your home, you won't find a finer product than the Xtreme Window. Our windows are backed by the Good Housekeeping Seal and are engineered and built to give you the highest possible thermal performance, easy fingertip operation, exquisite beauty and won't require maintenance. Their function and beauty will last for decades.

XTREME SERIES... A VARIETY OF WINDOW STYLES


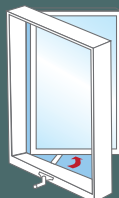
Unlimited Styles include awnings, left and right single casements, fixed picture windows and two, three, four & five lite multiple units, plus unlimited architectural shapes. Each window is custom made providing a variety of sizes, features, and options to meet your needs.



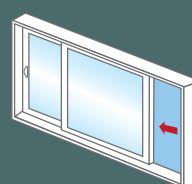
DOUBLE HUNG



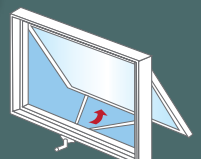
THE CASEMENT WINDOW



SLIDER WINDOWS



THE AWNING WINDOW



DOUBLE-HUNG WINDOW FEATURES & BENEFITS

Heavy Walled Construction:
0.080" thick walls

Warm Edge Technology:
Low-Conductivity spacer provides barrier to heat transfer in insulating Glass unit

Dual Tilt In Sashes:
Both sashes tilt in for easy cleaning

Interlock™ Pro-Latch System:
Featuring automatic locking action for added safety

Interlocking Meeting Rail:
Integral interlock provides additional security

Flexible Bulb Seal:
Provides a superior high performance weather seal like a refrigerator door

Positive Sloped Sill:
Provides water runoff, even in driving rain

U-VALUE .22

Fusion Welded Frame and Sash:
The utmost in strength and integrity

7/8" Insulating Glass:
With optional Low 'E' coating specifically chosen for maximum regional thermal efficiency

Night Vent Latch:
Allows for ventilation with security


Composite Reinforcement:
For maximum strength and thermal efficiency

Stainless Steel Constant Force Balance:
Trouble free, maintenance free—provides smooth operation

Fully Welded Double Wall Interior Dam Leg:
With fin-seal weatherstripping for improved strength and optimal air and water performance

Fiberglass Insulation:

In frame and sash for maximum energy savings




Deeply Pocketed Head:

With weatherstripping to resist air infiltration

Three Layers of Weatherstripping:

With double mylar fins for resistance to air and water infiltration




Storm Interlock:

Integral sill and meeting rail lock preventing sash from bowing under structural stress



Interlock™ Pro-Latch System:

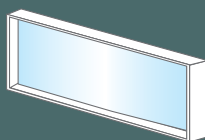
Featuring automatic locking action for added safety




COMBINATION WINDOWS



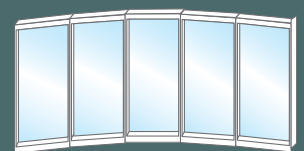
TRANSOM WINDOWS



THE BAY WINDOW



THE BOW WINDOW



XTREME-5 GLASS PERFORMANCE

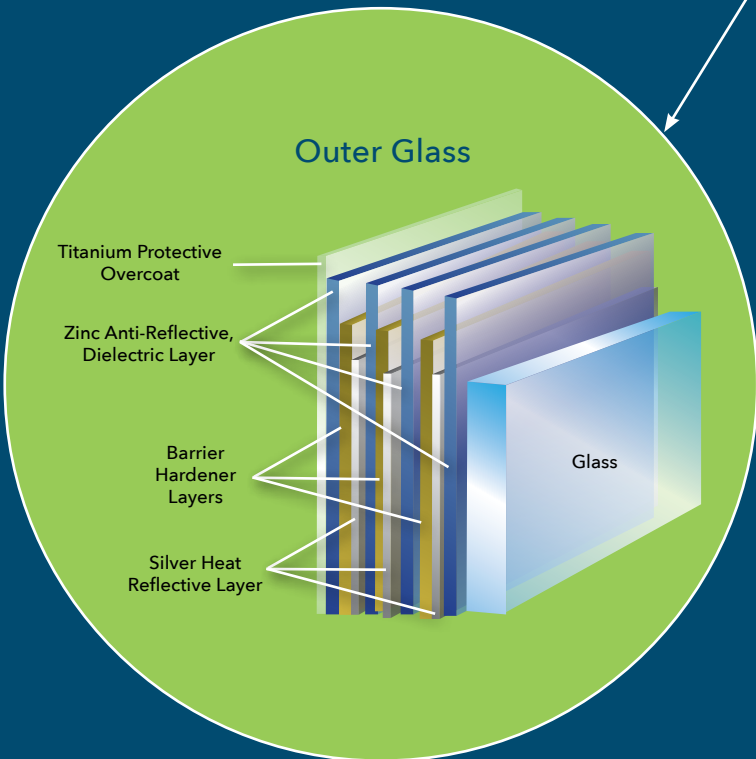
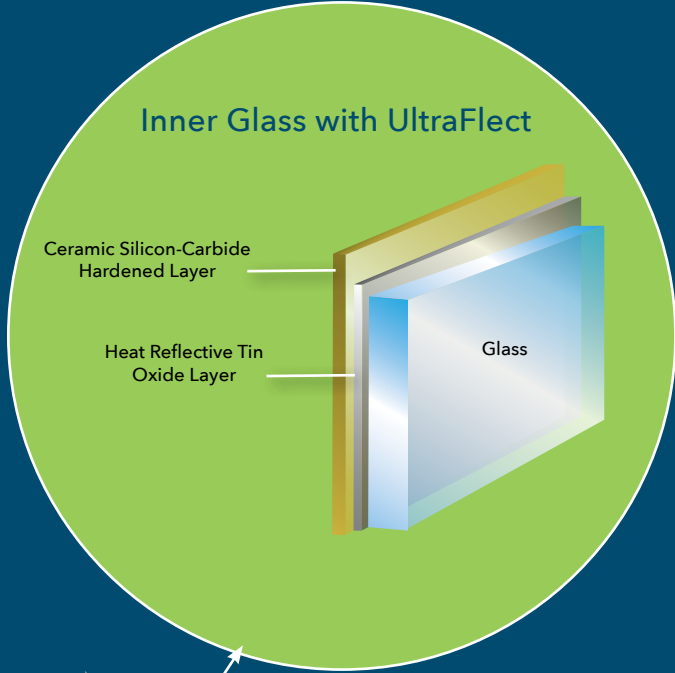
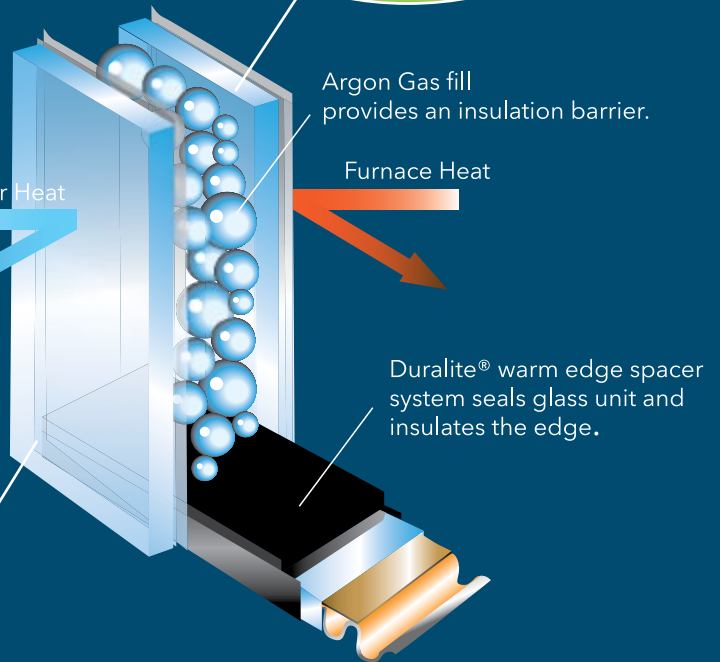
Unlike traditional Low-E glass which has 1 coating on 1 glass surface, Xtreme-5 with UltraFlect combines 2 different high tech coatings on each piece of glass. The result is maximum thermal performance and heat reflectivity.

Only UltraFlect breakthrough technology provides the R-5 performance of triple pane glass with the durability and appearance of dual pane glass.

UltraFlect provides an R-value 30% higher than Low-E with Argon, reducing your furnace heat loss and heating energy costs.

Inner Glass—UltraFlect coating is permanently bonded into the glass surface. It is formulated and positioned to best reflect heat energy back into the home keep you warmer in the winter.

HIGH PERFORMANCE LOW-E GLASS

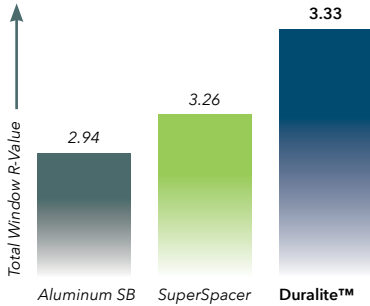


Outer Glass—11 layer coating scientifically designed to stop damaging Ultra Violet and heating infrared rays from the sun.

Duralite®

The Higher the Number
the Greater the Savings!

(Total Window R-Value)

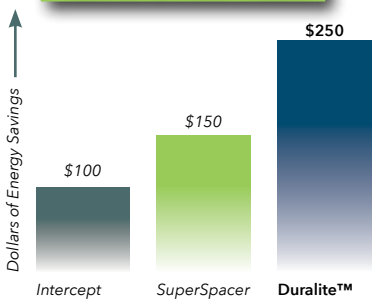


Duralite can improve the total R-value, making you more comfortable.

Average Annual Savings Compared to Spacer Bar

(Dollars of Energy Savings)

SAVE \$150/YEAR




Duralite improves the total window R-value which reduces heat loss and saves money on energy bills.

DURALITE-ALL-IN-ONE WARM EDGE SYSTEM WITH NON-METAL SPACER

5 components in a single product

Duralite replaces conductive materials used in solid spacers with air. This unique design concept creates one of the first hollow warm edge spacers on the market.



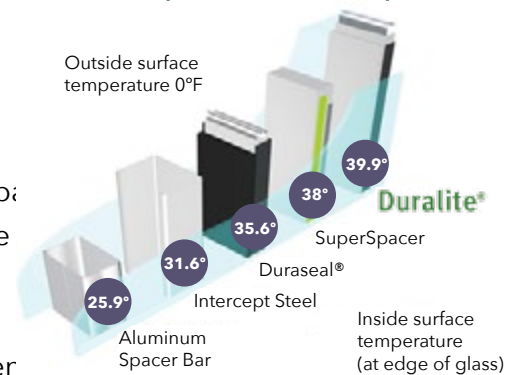
The high energy performance of Xtreme windows utilize high technology Warm Edge Spacers and High Performance Heat Reflective Glass. Combining these with an Argon gas fill results in maximizing energy efficiency while decreasing your heating and cooling costs.

To ensure your home will be comfortable during the intense heat of summer and the frigid winds of winter, upgrade your new windows and doors to our high performance glass package with **Duralite**.

Duralite™ Spacer System

- ❖ Lowest conductivity warm edge spacer
- ❖ Improved condensation resistance
- ❖ Superior argon gas retention
- ❖ Unique patented design
- ❖ Exceeds ENERGY STAR requirements

How Spacers Stack Up



Rigorous testing proves that Duralite can maintain excellent adhesion in hot or cold climates. Tested extensively in thousands of extreme freeze thaw cycles, a year in hot humid environment or combined with intense UV, Duralite exceeds the challenges of every major durability test in North America.

Comfort

Choosing windows for your home should be based on several factors: desired light and ventilation, aesthetic appearance both inside and out, ease of maintenance and cleaning, ease of operation, energy performance and sound protection. The Xtreme-5 Window System satisfies all these requirements offering enhanced comfort in your home.

VALUE

The Xtreme-5 Series Window System defines state of the art design in windows systems, making it among the most advanced in the industry. We offer styles and options to fit any architectural requirements to suit your home. Our superior product quality is achieved from years of experience and we back it with our Triple Platinum Lifetime Warranty.



SLIDING GLASS DOOR



Standard Features

- ❖ Steel reinforced vertical panel
- ❖ Fully assembled, fusion welded frame and sash panels, ready to install
- ❖ Two Easy Glide tandem ball bearing rollers on the moving panel
- ❖ Deluxe handle with key lock color matched to frame - White enamel standard
- ❖ Heavy duty sliding screen
- ❖ 1" tempered Xtreme-5 high performance glass package
- ❖ Fiberglass Insulated sash panels
- ❖ The low rise sill is designed to minimize tripping and still keeps water out.
- ❖ Many options available. Call for details.



DOOR LOCK



OPTIONAL KICK LOCK



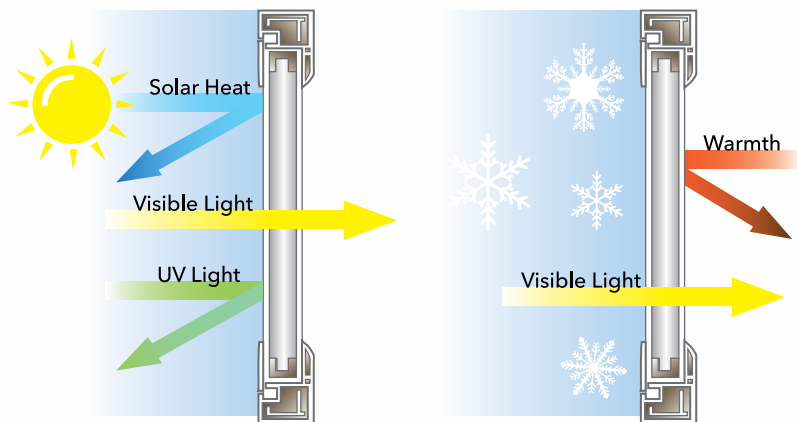
METAL ROLLER



XTREME-5 THE TOP PERFORMING DUAL GLASS

Be Comfortable With Your Energy Bill

Argon gas is six times more dense than air creating greater thermal efficiency by reducing the transfer of heat and cold. Our combination of the Ultra Warm Edge Spacer and High Performance Reflective Glass along with the Argon gas fill generates savings on your utility bill.



XTREME-5 GLASS BY THE NUMBERS

41% more efficient in reflecting solar energy than clear glass

74% as much visible light is transmitted as clear glass, providing clear view with glare control

96% reduction in damaging UV rays to protect fabrics and floors

30% higher R-Value than Low-E with Argon keeps you warmer in the winter with a U-Value of .19, and a 5.2 R-Value

INDEPENDENT LABORATORY RESULTS FOR XTREME-5 DOUBLE HUNG WINDOWS

Xtreme-5 exceeds all ENERGY STAR qualifications, and is eligible for federal tax credit under Section 25C.


ENERGY STAR® Qualified in All 50 States	
	HOMEFIX-XTREME 5 177 DOUBLE HUNG Vinyl Frame, DOUBLE GLAZED LowE Coatings 0.018 (2); 0. Argon/Air Filled TS1538-A08 EWG-K-52-02096-0000
ENERGY PERFORMANCE RATINGS	
U-Factor (U.S./I-P)	Solar Heat Gain Coefficient
0.22	0.20
ADDITIONAL PERFORMANCE RATINGS	
Visible Transmittance	Air Leakage (U.S./L-P)
0.46	≤ 0.3
<small>Manufacturer stipulates that these ratings conform to applicable NFRC procedures for determining whole product performance. NFRC ratings are determined for a fixed set of environmental conditions and a specific product size. NFRC does not recommend any product and does not warrant the suitability of any product for any specific use. Consult manufacturer's literature for other product performance information. www.nfrc.org</small>	

Xtreme windows EXCEED the NFRC rating threshold for air leakage and actually score **0.1**, achieving the highest performing status.

*Performance numbers are derived from center of glass.

Warning: Some companies quote center-of glass or other U-Factor and Solar Heat Gain Coefficients. (Some don't even know the difference, Don't be fooled!)

Ask to see the NFRC Rating Sticker, and Compare.



DOUBLE HUNG TILT-IN WINDOW SYSTEMS:

Ultimate vinyl window technology assures that all frame and sash parts are fusion welded. No screws, no gaps, just outstanding performance and ENERGY STAR efficiency in an exceptional slim-line window design.

- ❖ Half screens are standard, but optional full screens are also available.
- ❖ Companion Bows, Bays, Casements, Patio Doors and Architectural Shapes.

2 LITE & 3 LITE SLIDERS

- ❖ Sashes lift out from the inside for easy and safe cleaning. But for added security, only lift out from the inside.
- ❖ Heavy duty tandem brass rollers allow for easy operation.
- ❖ Independent weep holes for excellent drainage.
- ❖ Sashes have equal-size glass for an appealing appearance. (2 lite only)

COLOR OPTIONS

Choose from a variety of colors and finishes that add distinction to any room. Homefix Xtreme windows and doors are available in the solid colors of white or tan, and with optional interior woodgrains in light oak and cherry. Our windows and doors are also available in a choice of 10 optional exterior paint colors on white or tan windows.

Stock Colors for Exterior Paint



KC BLACK DD7195



Burgundy DD7199



Grey DD7204



Universal Brown DD7194



Ivory DD7197



Old World Blue DD7198



Amazon Green DD7196



Bronze DD7193



Wicker DD7205



Coco DD7206

- ❖ 10-Year Warranty
- ❖ Environmentally Friendly
- ❖ Innovative 4-Step Paint Process
- ❖ AAMA Tested Paint

* Actual Colors May Vary Slightly

Interior Wood Laminates



Cherry



Light Oak

Solid Vinyl Colors



Tan



White

WINDOW GRID OPTIONS

Classic grids are available in complementary white or beige with Colonial, Diamond, Prairie, and Double Prairie patterns. Contoured Colonial grids are available in complementary colors and in matching woodgrains. All grids are enclosed within the insulated glass unit making glass cleaning a breeze.



Colonial Grids



Contour Grids



Optional SDL Grids



Colonial



Diamond



Prairie



Contoured White



Colonial White



Double Prairie



Maryland **410.205.8888** 1506 Joh Ave., Ste. 188, Baltimore, MD 21227
 Virginia **703.789.9999** 8618 Westwood Center Dr., Ste. 200, Vienna, VA 22182
 Newport News **757.427.8008** 11717 Jefferson, Ave, Ste B, Newport News, VA 23606
 Virginia Beach **757.359.8344** 5101 Cleveland Street, Suite 302, Virginia Beach, VA 23462

