

# 2200 Series



Appreciate All the Comforts of Your Home with a Premium Vinyl Sliding Patio Door


# 2200 Series Sliding Patio Door Features

## Standard Features

- Integral nailing fin on jambs and head
- Steel reinforced vertical panel
- Fully assembled, fusion welded frame, ready to install
- Two Easy Glide tandem ball bearing rollers on the moving panel
- Stainless steel track for tandem rollers
- Dual position kick/vent lock
- Deluxe handle color matched to frame - White enamel with standard key lock
- Heavy duty sliding screen
- 7/8" tempered insulating glass
- Fusion welded sash panels
- The low rise sill is designed to minimize tripping and keeps water out.

## Optional Features

- Multi-point locking system
- Tempered high performance Low-E
- Stainless steel rollers
- Brass coated locking handle
- Sculpted (Euro) or Flat Grids
- Blinds Between Glass ( 5, 6 and 9')
- Structural DP Rating of 50



Vinyl threshold cover



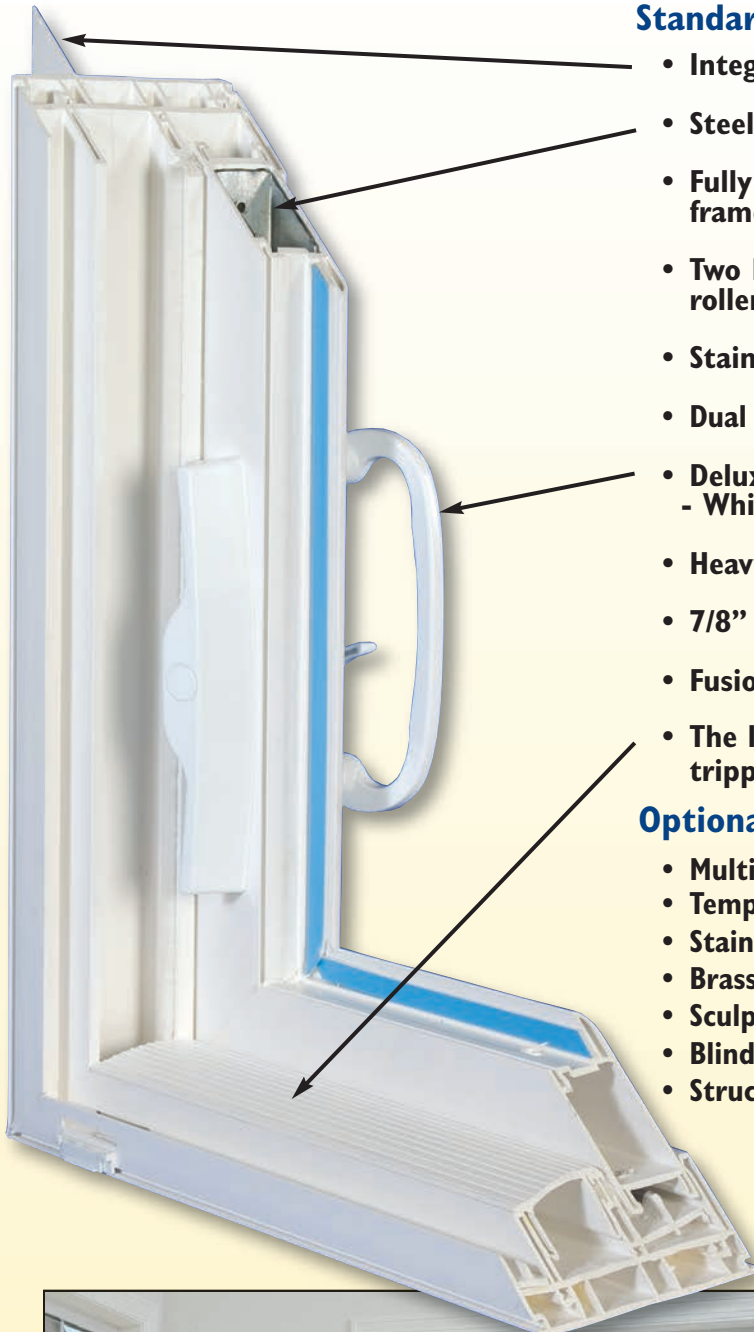
Standard tandem rollers on stainless steel track



Security kick lock



Optional SDL Grids.




Flat Grids



Sculpted Grids

## True 3 and 4 Panel Doors:


- Standard widths are 5', 6', 8', 9' ( 3 panel )  
12' ( 3 and 4 panel ) and 16' ( 4 panel )
- Standard height is 79.5"



# 2200 Series Sliding Patio Door Finish Options

## HARDWARE STYLE & FINISH OPTIONS:

The elegant hardware style of the 2200 Patio Door Collection handles are available in 4 optional finishes and standard white to enhance any style architecture.



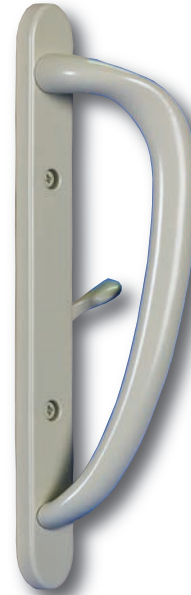
Satin Nickel Finish



Oil Rubbed Bronze Finish



Bright Brass Finish



Tan Finish



Crème White Finish

### Standard Hardware Design



Tan Finish  
Standard



Crème White Finish  
Standard

### Standard and Optional Hardware Finishes



Crème White  
Standard




Tan  
Standard




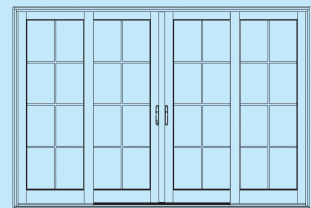

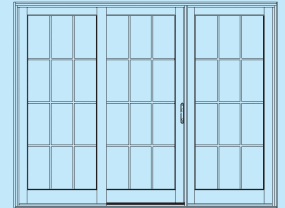

Satin Nickel  
Optional



Bright Brass  
Optional



Oil Rubbed  
Bronze  
Optional



## Standard Solid Vinyl Colors



Tan



Crème White

## Optional Interior/Exterior Laminates


- Bronze/Black Exterior available on Crème White Interior (only)
- Oak/Cherry Interior available on Crème White or Tan Exterior (only)




Bronze



Black



Oak



Cherry

Printed color will vary slightly from actual color. Always refer to actual color samples before making color selections.


# 2200 Series Sliding Patio Doors

**Duralite™**

To ensure your home will be comfortable during the intense heat of summer and the frigid winds of winter upgrade your new windows and doors to our high performance glass package with Duralite™.

## Duralite™ Spacer System

- Lowest conductivity warm edge spacer
- Improved condensation resistance
- Superior argon gas retention
- Unique patented design
- Exceeds ENERGY STAR requirements



## Glass Packages

Insulating glass maintains comfort, saves energy, and reduces outside noise. The 2200 Series Patio Door insulating glass is made with the following high quality elements.

- Standard Double Strength Glass
- Standard Tempered Safety Glass
- Optional Low E Glass with Argon gas

### Superior Energy Savings Performance with 2200 Series

## Low-E<sup>2</sup> Glass

**U-Factor**

**0.26**

**Visible Transmittance**

**0.46**

**Solar Heat Gain**

**Coefficient**

**0.25**

**Condensation Resistance**

**61**

## Low-E<sup>3</sup> Glass

**U-Factor**

**0.26**

**Visible Transmittance**

**0.44**

**Solar Heat Gain**

**Coefficient**

**0.19**

**Condensation Resistance**

**61**

## Comfort

Choosing windows for your home requires consideration of the light and ventilation desired; both the interior and exterior appearance; the ease with which you can maintain, clean and use everyday; plus their energy performance and sound protection. The 2200 Series Patio Door can satisfy all of these requirements but, most of all our windows are designed and built to enhance the comfort and value that you associate with your home.

## Value

The 2200 Series Patio Door represents state of the art design in window systems, among the most advanced in the industry. We offer styles and options to fit any architectural requirements – both contemporary and classic. We build to a quality level achieved from years of experience and back it with our Lifetime Limited Warranty.



**WINDOWS AND DOORS, INC.**  
Manufacturers of Quality Products

*A member of the Earthwise Group*



**earthwise**  
WINDOWS & DOORS



[www.slocombwindows.com](http://www.slocombwindows.com)

Authorized Distributor: