

Solstice 200 Series



**Give Your
Home
A Unique
Appearance**

200 Series Window Features You Expect

Deeply Pocketed Head:

With weatherstripping to resist air infiltration

Fusion Welded 3-1/4 Deep Frame and Standard Size Sash: The utmost in strength and integrity

Dual Tilt In Sashes: Both sashes tilt in for easy cleaning

Night Vent Latch:

Allows for ventilation with security

Interlocking Meeting Rail: Integral interlock provides additional security

Equal Lite Sashes: Same size glass on both sashes creates look of wood

Rigid Thermal Reinforcement:

Innovative, superior, energy-efficient alternative to aluminum reinforcement

Stainless Steel Constant Force Balance:

Trouble free, maintenance free. Provides smooth operation

Two Layers of Weather Stripping:

Each with double mylar fins for resistance to air and water infiltration

Warm Edge Technology: Low-Conductivity spacer provides barrier to heat transfer in insulating Glass unit

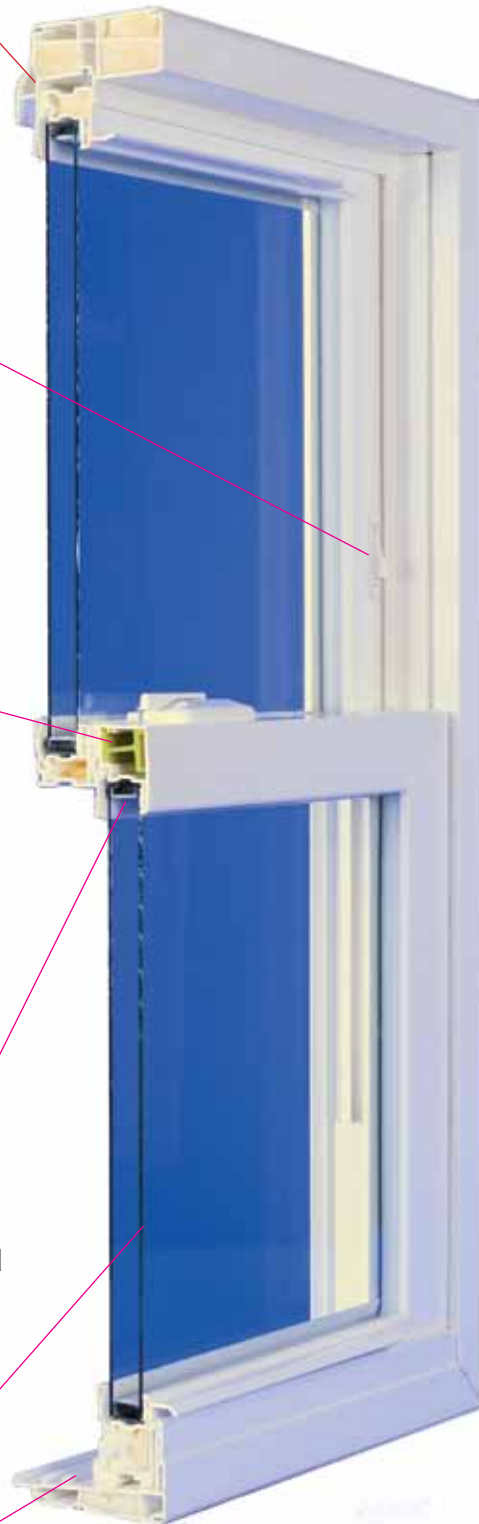
Heavy Duty Die Cast Locks: Securely attached to both vinyl sash and reinforcement.

3/4" Insulating Glass: Standard LowE glass, using a high tech coating specifically chosen for maximum regional thermal efficiency

Positive Sloped Sill:

Provides water runoff, even in driving rain

Fiberglass Insulation: In frame and sash for maximum energy savings and efficiency



Optional Features



- **Optional Dual Tech Lock System:** The lock activates the tilt latch and is hidden from the outside of the home.



- **Extruded 1 3/4" Nailing Fin:** Provides easier and more error proof installation

• Screen



- **Aluminum Half Screen is standard**
- **Full Screen optional**
All full screens are FlexScreen technology a high performance spring steel frame that is captured in the screen track and can easily be removed from inside the home.



Selecting A Superior Window



The Double Hung Window



The Slider Window



The Casement Window

Value

The 200 Series Window System represents state of the art design in window systems, among the most advanced in the industry. We offer styles and options to fit any architectural requirements – both contemporary and classic. We build to a quality level achieved from years of experience and back it with our Lifetime Limited Warranty.

- Each window is custom made to fit specific window openings and decors.
- Contour Beveled Exterior.
- Half screens standard; full screens also available.

2 Lite & 3 Lite Sliders

Sliders provide easy horizontal sash movement and are a practical alternative window to use where access may be difficult, such as above kitchen sinks. They are the choice of homeowners who appreciate the exquisite design - and the unobstructed view this style provides. These windows glide smoothly with the push of a finger to let in fresh air and open for cleaning.

- Sashes lift out for easy cleaning. But for added security, only lift out from the inside.
- Heavy duty brass ball bearing rollers allow easy operation.
- Independent weep holes for excellent drainage.
- Sashes have equal-size glass for an appealing appearance. (2 lite only)

Casement/Awning

Classic beauty and effortless operation makes this a one-of-a-kind casement window system. A beveled frame, slim lines, and maximum glass exposure combine to create a sleek appearance. Our corrosion-resistant hinge and operator arm hardware are made with advanced technology stainless steel. They offer beauty and excellent security as well.

- Beveled Exterior Frame
- Custom Heavy Duty Casement Hardware
- Automotive-Type Glazing
- Multi-Point Locking
- Heavy-Duty Aluminum Screens
- Mylar Poly-Fin Weather Stripping
- Q-Lon™ Ultra-Compression Weather Seal

200 Series... A Variety Of Window Styles



The Patio Door

Make a Grand Entrance

This heavy-duty, virtually maintenance-free door slides effortlessly on adjustable tandem ball-bearing rollers and a stainless steel track. It also features fusion-welded frame and sash construction, 7/8" thick double-pane insulated glass, a heavy-duty extruded aluminum screen, and a standard pedi-dead-bolt lock that eliminates the need for a "Charlie-bar."

Optional features include:

- High performance low E glass with argon gas fill
- Decorative grids between the glass panes
- Multipoint locking system
- Brass hardware



The Bow Window

Elements of Styles

Having a Bow or Bay Window System in your home will not leave you at a loss for words when it comes to the benefits they provide. More Light. An expanded view of the outdoors. A place to curl up and read- or showcase your treasures. Elegant, unique beauty. Our bays and bows are fully customizable to match your home décor. Choose from a width range of 49" to 143"; any of our stylish grid options or none at all; 10°, 30° or 45° bay windows; four lite or five lite bow windows. Center and end vents are available in picture window, double hung or casement in the combination of your choosing. Jamb widths are also customizable to suit your every need.

Optional features include:

- Double-Hung, Casement and Picture
- Custom Sizing and Projection
- Hand-Crafted Oak or Birch Wood Seatboards and Trim
- Decorative Glass Options
- Optional Insulated Seatboard

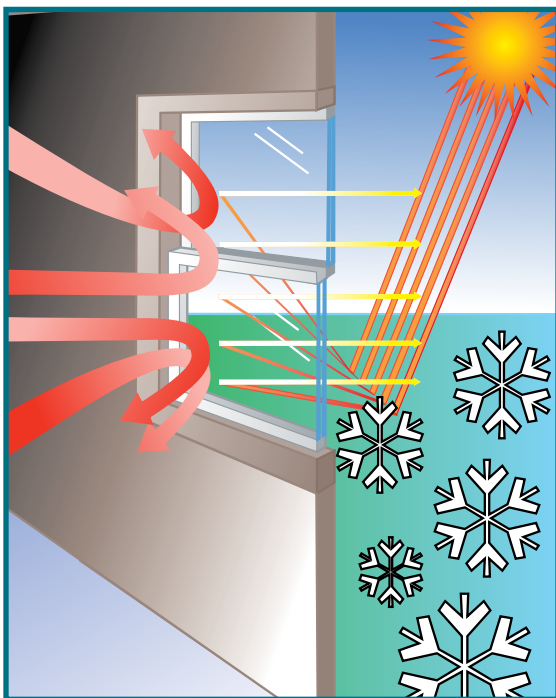


State of the art in Performance Technologies

Be Comfortable With Your Energy Bill

The energy savings performance of the Slocomb 200 Series Windows have the combined factors of a Warm Edge spacer and High Performance Low-E glass. Combine these technologies with an Argon gas fill and you will maximize your energy performance and decrease your heating and cooling costs. In the winter months, Low-E helps keep heated air inside and cold air outside. In the summer, Low-E helps keep cool air in and hot air out. Low-E also blocks up to 84% of the harmful ultraviolet rays which can fade carpets, draperies and artwork. In addition since Argon gas is six times more dense than air, it greatly reduces the transfer of hot and cold-adding even more thermal efficiency. It is this combination of Warm Edge and Low-E/Argon filled glass that helps you save on your heating and cooling costs.

High Performance In Low-E Glass



Low-E glass is engineered to provide year round comfort, keeping your home cooler in summer by keeping out unwanted solar heat and warmer in the winter by keeping furnace heat inside.

Superior Energy Savings Performance With Two Low E Glass Packages*

Low-E² Glass

U-Factor
.27

Solar Heat Gain Coefficient
.28

Visible Transmittance
.52

Air Leakage
< 0.3

Low-E³ Glass

U-Factor
.27

Solar Heat Gain Coefficient
.22

Visible Transmittance
.49

Air Leakage
< 0.3

Cooler In The Summer

The total solar energy transmitted through Slocomb High Performance Low-E Glass is almost 63% less than that transmitted by standard clear insulating glass.

- Lower SHGC numbers mean less summer heat
- Keeps interiors cooler
- Helps reduce cooling energy cost

Warmer In The Winter

The winter nighttime R-Value (insulating value) of Slocomb High Performance Low-E Glass is as much as 88% better than standard clear insulating glass.

- Higher R-values mean higher performance
- Reduces furnace heat loss
- Helps reduce heating energy

Reduces Ultraviolet Energy

Slocomb High Performance Low-E Glass reduces fabric-fading UV energy 90% more effectively than standard clear insulating glass.

- Helps protect interior furnishings, fabrics and carpets from fading

Transmits Visible Light

Slocomb High Performance Low-E Glass transmits about 80% as much desirable visible light as standard clear insulating glass.

- Provides exterior appearance similar to clear glass
- Provides glare control in bright, sunny climates



UltraFlect... the Top Performing Dual Low-E Glass Option

Unlike traditional LowE glass, that has 1 coating on 1 glass surface, UltraFlect uses an unparalleled combination of 2 different High Tech reflective coatings with one coating on each piece of glass. UltraFlect represents the most dramatic advance in window glass technology in more than 10 years. Only UltraFlect breakthrough technology provides the R-5 performance of triple pane glass with the durability and appearance of dual pane glass.

UltraFlect Achieving An R-Value of 5.00

Only UltraFlect combines proven technologies in high tech glass coatings, spacer systems, and gas filling to produce the most thermally efficient heat reflective and durable insulated glass package:

3 layers of Silver Oxide (11 total layers) Protected inside the dry air space. Specially formulated and positioned to best reflect sun's rays outside.

1 ceramic layer of Tin Oxide permanently bonded into the glass surface. Specially formulated and positioned to best reflect heat energy from your furnace inside.

Duralite® warm edge spacer system seals glass unit and insulates the edge.

Independent Laboratory Test Results

200 Window Series

U-Factor

.22

Solar Heat Gain Coefficient

.21

Visible Transmittance

.44

Air Leakage

< 0.3

Optional UltraFlect exceeds all ENERGY STAR qualifications, including the new standards that went into effect January 2010, and is eligible for a federal tax credit under Section 25C



WARNING: ASK TO SEE THE NFRC RATINGSTICKER, and COMPARE.* Optional

Triple Glaze Performance Glass Option Meets ENERGY STAR Most Efficient*

Low-E with Argon and Triple Glazed with Duralite Spacer System

Style	U Factor/R-Value	Solar Heat Gain Coefficient	Visible Transmittance	Air Leakage
No Grid	U 0.18 / R 5.00	0.15	0.32	< 0.3
With Grid	U 0.19 / R 5.00	0.14	0.28	< 0.3

All testing includes foam filled frame and sash

*The ENERGY STAR Most Efficient designation recognizes the most efficient products among those that qualify for the ENERGY STAR program.


Slocomb Windows and Doors represents the leading edge in energy efficient products.

Color Options for 200 Series

Standard solid color Creme White or Optional Desert Tan;

Bronze or Black exterior over Creme White interior.

We also offer 10 standard exterior paint colors plus custom colors from customer chips. Customer must sign off on all custom colors.



Grid Options

Optional Sculpted or Flat Grids



Slocomb Windows & Doors, Inc.

767 Sans Souci Parkway • Hanover TWP, PA 18706 • Phone: 570-825-3675

For a complete list of product lines, details, and options,
visit our website - www.slocombwindows.com